


BC-6D

HEMATOLOGY CONTROLS

CONTROL

ASSAY VALUES AND EXPECTED RANGES

LOT MB0325A
 **2025-05-10**

Instrument	Parameter	Low		Normal		High	
		LOT	MB0325AL	LOT	MB0325AN	LOT	MB0325AH
BC-6800, BC-6600 QC Mode	WBC	x 10 ⁹ /L	3.67 ± 0.50		7.28 ± 1.00		20.04 ± 2.50
	Neu#	x 10 ⁹ /L	2.07 ± 0.37		3.58 ± 0.73		10.71 ± 2.01
	Lym#	x 10 ⁹ /L	0.90 ± 0.30		2.64 ± 0.59		6.83 ± 1.61
	Mon#	x 10 ⁹ /L	0.13 ± 0.13		0.36 ± 0.36		0.92 ± 0.90
	Eos#	x 10 ⁹ /L	0.53 ± 0.34		0.62 ± 0.62		1.32 ± 1.30
	Bas#	x 10 ⁹ /L	0.04 ± 0.19		0.08 ± 0.37		0.26 ± 1.00
	Neu%	%	56.6 ± 10.0		49.1 ± 10.0		53.4 ± 10.0
	Lym%	%	24.4 ± 8.0		36.3 ± 8.0		34.1 ± 8.0
	Mon%	%	3.5 ± 3.5		5.0 ± 5.0		4.6 ± 4.5
	Eos%	%	14.4 ± 9.0		8.5 ± 8.5		6.6 ± 6.5
	Bas%	%	1.1 ± 5.0		1.1 ± 5.0		1.3 ± 5.0
	RBC	x 10 ¹² /L	2.31 ± 0.18		4.27 ± 0.24		5.07 ± 0.30
	HGB	g/dL	6.0 ± 0.4		12.2 ± 0.6		15.6 ± 0.8
	HCT	%	19.6 ± 1.5		39.2 ± 2.0		50.0 ± 2.4
	MCV	fL	84.9 ± 5.0		91.7 ± 5.0		98.6 ± 5.0
	MCH	pg	26.0 ± 2.5		28.6 ± 2.5		30.8 ± 2.5
	MCHC	g/dL	30.6 ± 3.0		31.2 ± 3.0		31.2 ± 3.0
	RDW-CV	%	17.1 ± 3.0		15.7 ± 3.0		14.6 ± 3.0
	RDW-SD	fL	51.1 ± 6.0		50.3 ± 6.0		51.5 ± 8.0
	PLT	x 10 ⁹ /L	52 ± 20		210 ± 40		402 ± 60
	MPV	fL	10.6 ± 3.0		11.1 ± 3.0		11.5 ± 3.0
	PDW		16.4 ± 3.0		16.4 ± 3.0		16.8 ± 3.0
	PCT	%	0.055 ± 0.050		0.233 ± 0.100		0.462 ± 0.200
	P-LCR	%	33.0 ± 20.0		34.5 ± 10.0		36.8 ± 10.0
	P-LCC	x 10 ⁹ /L	17 ± 12		72 ± 24		148 ± 50
	IMG# *	x 10 ⁹ /L	0.05 ± 0.39		0.09 ± 0.70		0.26 ± 2.00
	IMG% *	%	1.3 ± 10.0		1.3 ± 10.0		1.3 ± 10.0
	NRBC#	x 10 ⁹ /L	0.414 ± 0.414		0.367 ± 0.367		0.535 ± 0.535
	NRBC%	/100 WBC	11.27 ± 11.27		5.04 ± 5.04		2.67 ± 2.67

Before using, refer to the instruction sheet for mixing directions.

All brands and products are trademarks or registered trademarks of their respective companies.


* Software version 1.09 or higher

BC-6D

HEMATOLOGY CONTROLS

CONTROL

ASSAY VALUES AND EXPECTED RANGES

LOT MB0325A
 **2025-05-10**

++

Instrument	Parameter	Low		Normal		High	
		LOT	MB0325AL	LOT	MB0325AN	LOT	MB0325AH
BC-6800Plus	WBC x 10 ⁹ /L		3.75 ± 0.50		7.38 ± 1.00		20.54 ± 2.50
BC-6700Plus	Neu# x 10 ⁹ /L		2.15 ± 0.38		3.70 ± 0.74		10.87 ± 2.06
BC-6600Plus	Lym# x 10 ⁹ /L		0.91 ± 0.31		2.63 ± 0.60		7.07 ± 1.65
QC Mode	Mon# x 10 ⁹ /L		0.13 ± 0.13		0.37 ± 0.37		0.97 ± 0.97
	Eos# x 10 ⁹ /L		0.50 ± 0.34		0.58 ± 0.52		1.34 ± 1.34
	Bas# x 10 ⁹ /L		0.06 ± 0.06		0.10 ± 0.10		0.29 ± 0.29
	Neu% %		57.5 ± 10.0		50.1 ± 10.0		53.0 ± 10.0
	Lym% %		24.2 ± 8.0		35.6 ± 8.0		34.4 ± 8.0
	Mon% %		3.4 ± 3.4		5.0 ± 5.0		4.7 ± 4.7
	Eos% %		13.4 ± 9.0		7.9 ± 7.0		6.5 ± 6.5
	Bas% %		1.5 ± 1.5		1.4 ± 1.4		1.4 ± 1.4
	RBC x 10 ¹² /L		2.34 ± 0.18		4.29 ± 0.24		5.09 ± 0.30
	HGB g/dL		6.0 ± 0.4		12.2 ± 0.6		15.6 ± 0.8
	HCT %		19.9 ± 1.5		39.6 ± 2.0		50.6 ± 2.4
	MCV fL		84.9 ± 5.0		92.3 ± 5.0		99.4 ± 5.0
	MCH pg		25.6 ± 2.5		28.4 ± 2.5		30.6 ± 2.5
	MCHC g/dL		30.2 ± 3.0		30.8 ± 3.0		30.8 ± 3.0
	RDW-CV %		17.0 ± 3.0		15.2 ± 3.0		14.5 ± 3.0
	RDW-SD fL		50.8 ± 6.0		49.9 ± 6.0		50.9 ± 8.0
	PLT x 10 ⁹ /L		52 ± 20		210 ± 40		402 ± 60
	MPV fL		10.6 ± 3.0		11.3 ± 3.0		11.5 ± 3.0
	PDW		16.4 ± 3.0		16.4 ± 3.0		16.6 ± 3.0
	PCT %		0.055 ± 0.050		0.237 ± 0.100		0.462 ± 0.200
	P-LCR %		32.6 ± 20.0		35.5 ± 10.0		36.9 ± 10.0
	P-LCC x 10 ⁹ /L		17 ± 12		75 ± 24		148 ± 50
	IMG# x 10 ⁹ /L		0.05 ± 0.39		0.10 ± 0.77		0.27 ± 2.08
	IMG% %		1.3 ± 10.0		1.3 ± 10.0		1.3 ± 10.0
	NRBC# x 10 ⁹ /L		0.333 ± 0.333		0.311 ± 0.311		0.452 ± 0.452
	NRBC% /100 WBC		8.89 ± 8.89		4.21 ± 4.21		2.20 ± 2.20

Before using, refer to the instruction sheet for mixing directions.

All brands and products are trademarks or registered trademarks of their respective companies.


BC-6D

HEMATOLOGY CONTROLS

CONTROL

ASSAY VALUES AND EXPECTED RANGES

LOT

MB0325A
 **2025-05-10**

+++

Instrument	Parameter	Low		Normal		High	
		LOT	MB0325AL	LOT	MB0325AN	LOT	MB0325AH
BC-6200	WBC	x 10 ⁹ /L	3.57 ± 0.50		7.29 ± 1.00		20.39 ± 2.50
BC-6100Plus, BC-6100	Neu#	x 10 ⁹ /L	2.04 ± 0.36		3.59 ± 0.74		10.80 ± 2.04
BC-6000Plus, BC-6000	Lym#	x 10 ⁹ /L	0.86 ± 0.29		2.65 ± 0.59		6.93 ± 1.64
QC Mode	Mon#	x 10 ⁹ /L	0.12 ± 0.12		0.36 ± 0.36		1.00 ± 1.00
	Eos#	x 10 ⁹ /L	0.50 ± 0.23		0.58 ± 0.51		1.35 ± 1.23
	Bas#	x 10 ⁹ /L	0.05 ± 0.05		0.11 ± 0.11		0.31 ± 0.31
	Neu%	%	56.7 ± 10.0		49.1 ± 10.0		53.0 ± 10.0
	Lym%	%	24.2 ± 8.0		36.4 ± 8.0		34.0 ± 8.0
	Mon%	%	3.5 ± 3.5		5.0 ± 5.0		4.9 ± 4.9
	Eos%	%	14.1 ± 6.5		8.0 ± 7.0		6.6 ± 6.0
	Bas%	%	1.5 ± 1.5		1.5 ± 1.5		1.5 ± 1.5
	RBC	x 10 ¹² /L	2.32 ± 0.18		4.29 ± 0.24		5.14 ± 0.30
	HGB	g/dL	6.0 ± 0.4		12.2 ± 0.6		15.7 ± 0.8
	HCT	%	20.1 ± 1.5		39.6 ± 2.0		50.3 ± 2.4
	MCV	fL	86.6 ± 5.0		92.3 ± 5.0		97.8 ± 5.0
	MCH	pg	25.9 ± 2.5		28.4 ± 2.5		30.5 ± 2.5
	MCHC	g/dL	29.9 ± 3.0		30.8 ± 3.0		31.2 ± 3.0
	RDW-CV	%	17.6 ± 3.0		15.8 ± 3.0		14.6 ± 3.0
	RDW-SD	fL	54.5 ± 6.0		52.5 ± 6.0		52.6 ± 8.0
	PLT	x 10 ⁹ /L	55 ± 20		216 ± 40		420 ± 60
	MPV	fL	11.9 ± 3.0		12.0 ± 3.0		11.9 ± 3.0
	PDW		16.5 ± 3.0		16.2 ± 3.0		16.5 ± 3.0
	PCT	%	0.065 ± 0.050		0.259 ± 0.100		0.500 ± 0.200
	P-LCR	%	38.4 ± 20.0		40.0 ± 10.0		40.2 ± 10.0
	P-LCC	x 10 ⁹ /L	21 ± 12		86 ± 24		169 ± 50
	IMG#	x 10 ⁹ /L	0.05 ± 0.36		0.10 ± 0.72		0.29 ± 2.08
	IMG%	%	1.4 ± 10.0		1.4 ± 10.0		1.4 ± 10.0
	NRBC#	x 10 ⁹ /L	0.321 ± 0.321		0.316 ± 0.316		0.447 ± 0.447
	NRBC%	/100 WBC	8.98 ± 8.98		4.34 ± 4.34		2.19 ± 2.19

Before using, refer to the instruction sheet for mixing directions.

All brands and products are trademarks or registered trademarks of their respective companies.


BC-6D

HEMATOLOGY CONTROLS

CONTROL

ASSAY VALUES AND EXPECTED RANGES

LOT

 MB0325A
 2025-05-10

++++

Instrument	Parameter	Low		Normal		High	
		LOT	MB0325AL	LOT	MB0325AN	LOT	MB0325AH
BC-700[B], BC-700[R],	WBC	x 10 ⁹ /L	3.64 ± 0.50		7.49 ± 1.00		21.04 ± 2.50
BC-720[R], BC-760[B]	Neu#	x 10 ⁹ /L	2.17 ± 0.37		3.88 ± 0.76		11.60 ± 2.11
BC-760[R], BC-780[R],	Lym#	x 10 ⁹ /L	0.87 ± 0.30		2.67 ± 0.60		7.13 ± 1.69
BC-700[B] CS,	Mon#	x 10 ⁹ /L	0.12 ± 0.12		0.37 ± 0.37		0.99 ± 0.99
BC-760[B] CS,	Eos#	x 10 ⁹ /L	0.43 ± 0.43		0.47 ± 0.47		1.03 ± 1.03
BC-700[R] CS,	Bas#	x 10 ⁹ /L	0.05 ± 0.18		0.10 ± 0.36		0.29 ± 1.04
BC-760[R] CS	Neu%	%	59.4 ± 10.0		51.6 ± 10.0		55.1 ± 10.0
BP 200n *	Lym%	%	23.9 ± 8.0		35.7 ± 8.0		33.9 ± 8.0
BP 260n *	Mon%	%	3.4 ± 3.4		5.0 ± 5.0		4.7 ± 4.7
QC Mode	Eos%	%	11.9 ± 11.9		6.3 ± 6.3		4.9 ± 4.9
	Bas%	%	1.4 ± 5.0		1.4 ± 5.0		1.4 ± 5.0
	RBC	x 10 ¹² /L	2.30 ± 0.18		4.27 ± 0.24		5.12 ± 0.30
	HGB	g/dL	5.9 ± 0.4		12.1 ± 0.6		15.5 ± 0.8
	HCT	%	19.8 ± 1.5		40.1 ± 2.0		51.7 ± 2.4
	MCV	fL	86.3 ± 5.0		94.0 ± 5.0		101.0 ± 5.0
	MCH	pg	25.7 ± 2.5		28.3 ± 2.5		30.3 ± 2.5
	MCHC	g/dL	29.7 ± 3.0		30.1 ± 3.0		30.0 ± 3.0
	RDW-CV	%	18.2 ± 3.0		15.5 ± 3.0		14.4 ± 3.0
	RDW-SD	fL	57.2 ± 6.0		53.5 ± 6.0		52.9 ± 8.0
	PLT	x 10 ⁹ /L	55 ± 20		214 ± 40		399 ± 60
	MPV	fL	10.9 ± 3.0		11.6 ± 3.0		11.7 ± 3.0
	PDW		16.7 ± 3.0		16.5 ± 3.0		16.8 ± 3.0
	PCT	%	0.060 ± 0.050		0.248 ± 0.100		0.467 ± 0.200
	P-LCR	%	34.3 ± 20.0		37.6 ± 10.0		38.5 ± 10.0
	P-LCC	x 10 ⁹ /L	19 ± 12		80 ± 24		154 ± 50
	IMG#	x 10 ⁹ /L	0.05 ± 0.39		0.10 ± 0.77		0.27 ± 2.08
	IMG%	%	1.3 ± 10.0		1.3 ± 10.0		1.3 ± 10.0
	NRBC#	x 10 ⁹ /L	0.082 ± 0.082		0.150 ± 0.150		0.448 ± 0.448
	NRBC%	/100 WBC	2.26 ± 2.26		2.00 ± 2.00		2.13 ± 2.13
	IPF **	%	2.4 ± 5.0		2.5 ± 5.0		2.4 ± 5.0
	PLT-H	x 10 ⁹ /L	56 ± 20		217 ± 40		404 ± 60
	ESR	mm/h	39.09 ± 10.00		15.49 ± 4.00		NA NA

Before using, refer to the instruction sheet for mixing directions.

All brands and products are trademarks or registered trademarks of their respective companies.

** IPF : Only applies to BC-700[B], BC-760[B], BC-700[B] CS, BC-760[B] CS

* Only ESR is involved in BP 200n and BP 260n


BC-6D

HEMATOLOGY CONTROLS

CONTROL

ASSAY VALUES AND EXPECTED RANGES

LOT

MB0325A
 **2025-05-10**

+++++

Instrument	Parameter	Low		Normal		High	
		LOT	MB0325AL	LOT	MB0325AN	LOT	MB0325AH
BC-7500[B] CRP, BC-7500[R] CRP, BC-7500[N] CRP, BC-7500[NR] CRP QC Mode	WBC	x 10 ⁹ /L	3.65 ± 0.50		7.38 ± 1.00		20.65 ± 2.50
	Neu#	x 10 ⁹ /L	2.09 ± 0.37		3.63 ± 0.74		11.05 ± 2.07
	Lym#	x 10 ⁹ /L	0.88 ± 0.30		2.68 ± 0.60		7.00 ± 1.66
	Mon#	x 10 ⁹ /L	0.12 ± 0.12		0.36 ± 0.36		0.97 ± 0.97
	Eos#	x 10 ⁹ /L	0.51 ± 0.33		0.61 ± 0.61		1.34 ± 1.34
	Bas#	x 10 ⁹ /L	0.05 ± 0.05		0.10 ± 0.10		0.29 ± 0.29
	Neu%	%	57.0 ± 10.0		49.2 ± 10.0		53.5 ± 10.0
	Lym%	%	24.0 ± 8.0		36.3 ± 8.0		33.9 ± 8.0
	Mon%	%	3.4 ± 3.4		4.9 ± 4.9		4.7 ± 4.7
	Eos%	%	14.1 ± 9.0		8.2 ± 8.2		6.5 ± 6.5
	Bas%	%	1.5 ± 1.5		1.4 ± 1.4		1.4 ± 1.4
	RBC	x 10 ¹² /L	2.27 ± 0.18		4.25 ± 0.24		5.12 ± 0.30
	HGB	g/dL	5.8 ± 0.4		12.2 ± 0.6		15.7 ± 0.8
	HCT	%	19.3 ± 1.5		39.4 ± 2.0		51.1 ± 2.4
	MCV	fL	85.1 ± 5.0		92.8 ± 5.0		99.9 ± 5.0
	MCH	pg	25.6 ± 2.5		28.7 ± 2.5		30.7 ± 2.5
	MCHC	g/dL	30.0 ± 3.0		30.9 ± 3.0		30.7 ± 3.0
	RDW-CV	%	18.2 ± 3.0		15.5 ± 3.0		14.4 ± 3.0
	RDW-SD	fL	56.5 ± 6.0		52.5 ± 6.0		52.2 ± 8.0
	PLT	x 10 ⁹ /L	54 ± 20		210 ± 40		394 ± 60
	MPV	fL	10.8 ± 3.0		11.6 ± 3.0		11.8 ± 3.0
	PDW		16.9 ± 3.0		16.6 ± 3.0		16.8 ± 3.0
	PCT	%	0.058 ± 0.050		0.244 ± 0.100		0.465 ± 0.200
	P-LCR	%	34.3 ± 20.0		37.9 ± 10.0		39.5 ± 10.0
	P-LCC	x 10 ⁹ /L	19 ± 12		80 ± 24		156 ± 50
	IMG#	x 10 ⁹ /L	0.05 ± 0.39		0.09 ± 0.75		0.27 ± 2.08
	IMG%	%	1.3 ± 10.0		1.2 ± 10.0		1.3 ± 10.0
	NRBC#	x 10 ⁹ /L	0.330 ± 0.330		0.308 ± 0.308		0.436 ± 0.436
	NRBC%	/100 WBC	9.04 ± 9.04		4.18 ± 4.18		2.11 ± 2.11

Before using, refer to the instruction sheet for mixing directions.

All brands and products are trademarks or registered trademarks of their respective companies.

**Mindray**

Shenzhen Mindray Bio-Medical Electronics Co., Ltd.

Mindray Building, Keji 12th Road South, Hi-tech Industrial Park, Nanshan, ShenZhen 518057, P.R.China

Tel: +86 755 81888998

Fax: +86 755 26582680

EC

REP

Shanghai International Holding Corp. GmbH (Europe)

Eiffestraße 80 20537 Hamburg, Germany

Tel: 0049-40-2513175

Fax: 0049-40-255726